

NOOM

serie 50

By Alegre Design



Noom Serie 50


































































Model	NOOM Serie 50 - 4/5 spoke Base			
Model reference	Swivel base with 4-spoke and pads	Swivel base with 4-spoke and pads with Closed arms without armrest	Swivel base with 4-spoke and castors	Swivel base with 4-spoke and castors with Closed arms without armrest
Model of Backrest	High Backres	High Backres	High Backres	High Backres
Backrest and Seat	<p>Polypropylene: Polypropylene (P.P) frame, 5 mm thick, with glass fibre. Optional seat Pad Upholstered with an ergonomic cushion (110-120 kg/m³) in upholstered or PUR Upholstered: Polypropylene (P.P) frame, with PU (polyurethane) flexible molded foam density of 40kg/m³, upholstered finish with simple cleaning and maintenance.</p>			
Arms	Model without arms	Model with closed arms without armrest.	Model without arms	Model with closed arms without armrest.
Bottom structure	Bottom frame of injected aluminum, in white or black finish.	Bottom frame of injected aluminum, in white or black finish.	Bottom frame of injected aluminum, in white or black finish.	Bottom frame of injected aluminum, in white or black finish.
Base	Ø 69 cm swivel base with 4-spoke, in die-cast aluminium. Base finishes: white or black aluminium.	Ø 69 cm swivel base with 4-spoke, in die-cast aluminium. Base finishes: white or black aluminium.	Ø 69 cm swivel base with 4-spoke, in die-cast aluminium. Base finishes: white or black aluminium.	Ø 69 cm swivel base with 4-spoke, in die-cast aluminium. Base finishes: white or black aluminium.
Footrest				
Mechanism	Swivel seat	Swivel seat	Swivel Seat and Gas Lift	Swivel Seat and Gas Lift
Supports	Black non-slip rubber pad.	Black non-slip rubber pad.	Standard soft hole castors.	Standard soft hole castors.
Dimensions	<p>Total Dimensions: Height: 845 mm Width: 690 mm Depth: 690 mm Dimensions Seat: Height: 482 mm Width: 443 mm Depth: 516 mm</p>	<p>Total Dimensions: Height: 845 mm Width: 690 mm Depth: 690 mm Dimensions Seat: Height: 482 mm Width: 443 mm Depth: 516 mm</p>	<p>Total Dimensions: Height: 813 a 873 mm Width: 690 mm Depth: 690 mm Dimensions Seat: Height: 443 a 503 mm Width: 443 mm Depth: 516 mm</p>	<p>Total Dimensions: Height: 813 a 873 mm Width: 690 mm Depth: 690 mm Dimensions Seat: Height: 443 a 503 mm Width: 443 mm Depth: 516 mm</p>

Noom Serie 50



Model	NOOM Serie 50 - 5 spoke Base		
Model reference	Swivel base with 5-spoke and castors	Swivel base with 5-spoke and castors with Closed arms without armrest	Draughtman chair with swivel base with castors
Model of Backrest	High Backres	High Backres	High Backres
Backrest and Seat	<p>Polypropylene: Polypropylene (P.P) frame, 5 mm thick, with glass fibre.</p> <p>Optional seat Pad Upholstered with an ergonomic cushion (110-120 kg/m³) in upholstered or PUR</p> <p>Upholstered: Polypropylene (P.P) frame, with PU (polyurethane) flexible molded foam density of 40kg/m³, upholstered finish with simple cleaning and maintenance.</p>		
Arms	Model without arms	Model with closed arms without armrest.	Model without arms
Bottom structure	Bottom frame of injected aluminum, in white or black finish.	Bottom frame of injected aluminum, in white or black finish.	Bottom frame of injected aluminum, in white or black finish.
Base	Ø 64 cm swivel base with 5-spoke, in glassfibre polyamide. Black or white finish..	Ø 64 cm swivel base with 5-spoke, in glassfibre polyamide. Black or white finish..	Ø 67.5 cm swivel base with 5-spoke, in glassfibre polyamide. Black or white finish..
Footrest			Footrest in cylindrical tube of hot-rolled steel Ø16x2 mm in chromed.
Mechanism	Swivel Seat and Gas Lift	Swivel Seat and Gas Lift	Swivel Seat and Gas Lift
Supports	Standard silent castors. Other castors and caps in option.	Standard silent castors. Other castors and caps in option.	Inverted Auto-Brake Castors. Caps in option.
Dimensions	<p>Total Dimensions: Height: 893 a 943 mm Width: 640 mm Depth: 640 mm</p> <p>Dimensions Seat: Height: 438-488 mm Width: 443 mm Depth: 516 mm</p>	<p>Total Dimensions: Height: 893 a 943 mm Width: 640 mm Depth: 640 mm</p> <p>Dimensions Seat: Height: 438-488 mm Width: 443 mm Depth: 516 mm</p>	<p>Total Dimensions: Height: 925 to 1160 mm Width: 675 mm Depth: 675 mm</p> <p>Dimensions Seat: Height: 540 to 775 mm Width: 443 mm Depth: 516 mm</p>

NOOM SERIE 50 - POLYPROPYLENE SHELL - 4/5 SPOKE BASE								
 Coding required to configure reference. They do not mean an increase in cost  Combination not available.				4 spoke base		5 spoke base	Draughtman chair	
								
Minimum units order: 1 unit				NM55	NM56	NM57	NM58	
ARMS		Without arms	0	\$790	\$898	\$701	\$928	
		Closed arms without armrest	4	\$160	\$160	\$160		
Shell		PP White	00					
		PP Black	10					
		PP Grey	21					
		PP Mustard	24					
		PP Green	18					
		PP Blue	19					
		PP Coral Red	17					
BASES	5 Spokes		Black Polyamide	1				
			Black Polyamide	3				
			White Polyamide	4				
	4 Spokes		White Aluminium	0				
			Black Aluminium	8				
SUPPORTS (ONLY 5 SPOKE BASE)		Standrad Castors	B					
		Inverted Auto-Brake Castors	V			+ \$41		
		Caps	W					
		Auto-Brake Castors	F			+ \$34		
		Auto Braking Black Hole castors	R			+ \$119		
		Auto Braking White Hole castors	S			+ \$119		
		Antistatic Castors	T			+ \$134		
PAD - SEAT	PUR		Black	E10				
			Grey	E01	+ \$156	+ \$156	+ \$156	+ \$156
	GROUP 0		Fabric T	T--		+ \$148	+ \$148	+ \$148
		GROUP 1		Fabric U	U--			
				Fabric AE	AE--	+ \$171	+ \$171	+ \$171
			Fabric AO	AO--				
	GROUP 2		Fabric AI	AI--				
			Fabric D	D--				
			Fabric V	V--	+ \$182	+ \$182	+ \$182	+ \$182
	GROUP 3		Fabric M	M--				
		Fabric A	A--	+ \$223	+ \$223	+ \$223	+ \$223	

NOOM SERIE 50 - UPHOLSTERED SHELL - 4/5 SPOKE BASE								
<div style="display: flex; align-items: flex-start;"> <div style="width: 15px; height: 15px; background-color: #90EE90; margin-right: 5px;"></div> Coding required to configure reference. They do not mean an increase in cost </div> <div style="width: 15px; height: 15px; background-color: #A9A9A9; margin-right: 5px; margin-top: 5px;"></div> Combination not available.				4 spoke base		5 spoke base	Draughtman chair	
								
Minimum units order: 1 unit				NM55	NM56	NM57	NM58	
ARMS		Without arms	0	\$1,094	\$1,206	\$1,009	\$1,239	
		Closed arms without armrest	4	+ \$160	+ \$160	+ \$160		
BASES	5 Spokes		Black Polyamide	1				
			Black Polyamide	3				
			White Polyamide	4				
	4 Spokes		White Aluminium	0				
			Black Aluminium	8				
SUPPORTS (ONLY 5 SPOKE BASE)		Standrad Castors	B					
		Inverted Auto-Brake Castors	V			+ \$41		
		Caps	W					
		Auto-Brake Castors	F			+ \$34		
		Auto Braking Black Hole castors	R			+ \$119		
		Auto Braking White Hole castors	S			+ \$119		
		Antistatic Castors	T			+ \$134		
ALL UPHOLSTERED	GROUP 0		Fabric T	T--				
	GROUP 1		Fabric U	U--				
			Fabric AE	AE--	+ \$82	+ \$82	+ \$82	+ \$82
			Fabric AO	AO--				
			Fabric AI	AI--				
	GROUP 2		Fabric D	D--				
			Fabric V	V--	+ \$182	+ \$182	+ \$182	+ \$182
			Fabric M	M--				
	GROUP 3		Fabric A	A--	+ \$275	+ \$275	+ \$275	+ \$275